

USB Type-C™ Compatible DX07 Series SMT Contact Right Angle Receptacle

CONNECTOR

MB-0297-8

September 2019

RoHS Compliant

On-board TypeMid-mount Type

The DX07 Series connectors are USB Type-C™ compliant, and have become a popular standard interface for personal computers, mobile devices, audiovisual equipment, and portable gaming devices.

This product is a 2-row SMT type receptacle connector with a mounting area space-saving design.

Note) USB Type-C™ is a trademark of USB Implementers Forum, Inc.

Applicable Markets

Smartphones, tablets, PCs, digital still cameras, headphones, and others

Features

- Compliant with Universal Serial Bus Type-C™ Specification Release 1.4.
- Compatible with 10Gbps x2 (20Gbps) Super Speed communication. (USB 3.2)
- Supports 5A max. power supply. (Compatible with USB Power Delivery)
- Reversible plug orientation makes possible to insert both ways up.
- Lock structure with superior durability.

Remarks: Large selection of connector variations are available in DX07 Series
Please refer to the chart below for brochures of other variations.

Brochure Number	Brochure Name
MB-0333-*	DX07 Waterproof Receptacle
MB-0335-*	DX07 Hybrid Contact Receptacle
MB-0336-*	DX07 Vertical Receptacle
MB-0301-*	DX07 Plug Series
MB-0332-*	DX07 Vertical Plug
MB-0324-*	DX07 Harness

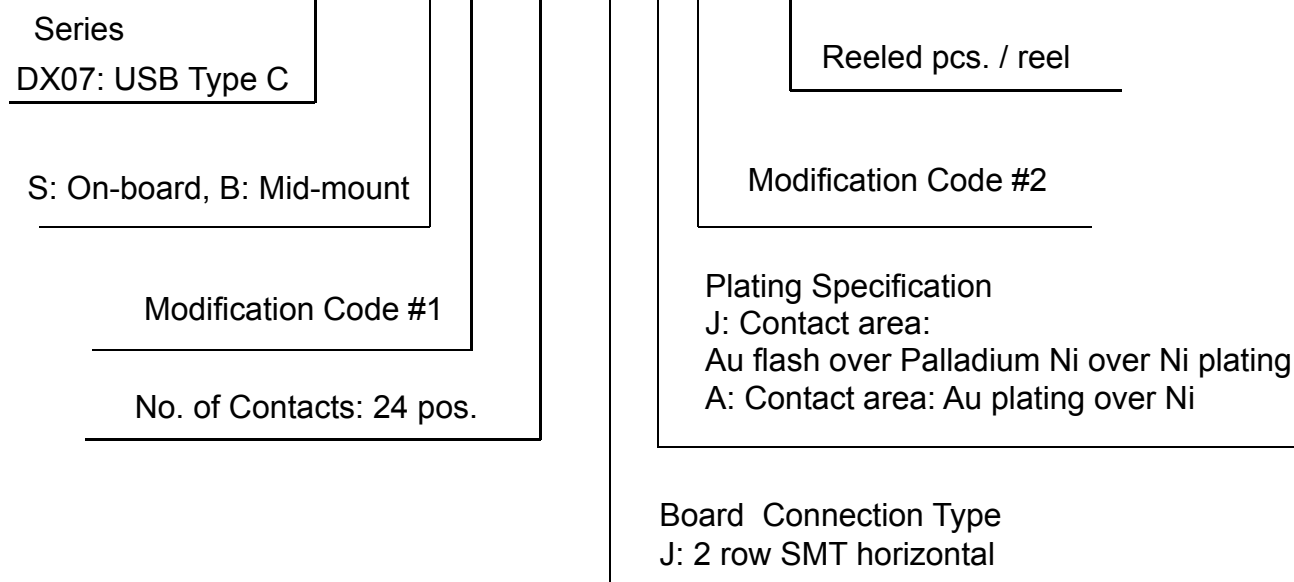
Note: The asterisk (*) stands for revision number.

General Specifications

Number of Contacts	24 Position	Rated Current	V_{BUS} (Terminal No. A4, A9, B4, B9) DC 5A (Total)
Contact Resistance	40m Ω max. (initial)		GND (Terminal No. A1, A12, B1, B12) DC 6.25A (Total)
Withstanding Dielectric Withstanding Voltage	100Vrms / 1minute		V_{CONN} (Terminal No. B5) DC 1.25A
Insulation Resistance	100M Ω (initial)		Others DC 0.25A / pin
Durability	10,000 times	Rated Voltage	20Vrms
Operating Temperature Range	-30°C ~ +80°C		

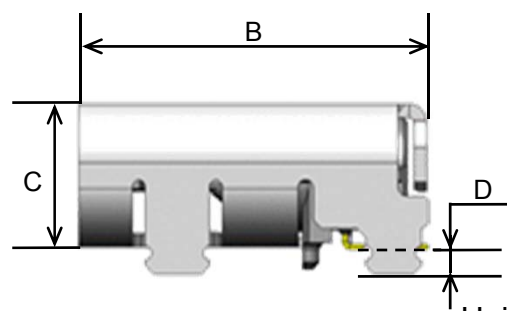
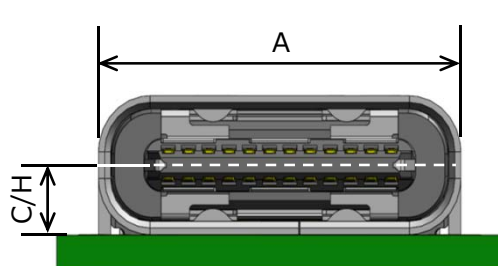
Ordering Information

DX07 * * 24 J * * R****



Outer Dimensions

On-board

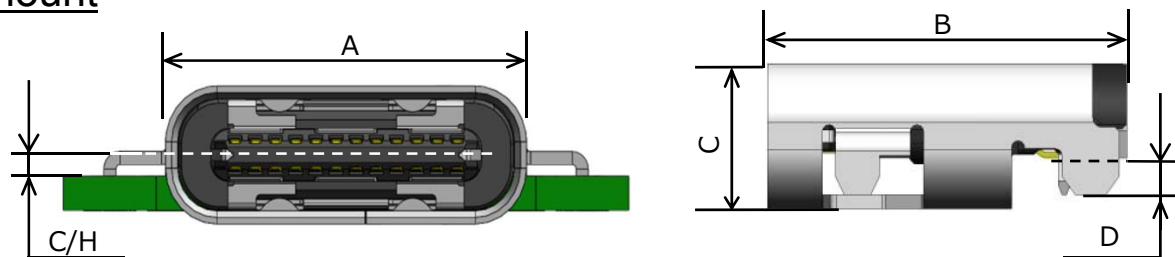


Unit: mm

Part Number	C/H	Dimension A	Dimension B	Dimension C	Dimension D	Mating Length	Rear Shield	Note		
DX07S024JJ1	1.57	8.94	8.17	3.14	0.6	4.7	Yes	Shell 2-point contact DIP		
DX07S024JJ2								---		
DX07S024JA1								Insert mold		
DX07S024JJ3								---		
DX07S024JJ7			1.2		Yes	---				
DX07S024JA2						Insert mold				
DX07S024JJ4			2.0		8.57	8.87	0.9	5.5	---	---
DX07SD24JJ3						0.6	5.1	---	---	

Outer Dimensions

Mid-mount



Unit: mm

Part Number	C/H	Dimension A	Dimension B	Dimension C	Dimension D	Rear Shield	Note
DX07B024JJ1	0.47	8.94	8.17	3.14	0.8	Yes	---
DX07B024JJ2						No	---
DX07B024JJ4						Yes	Insulator White
DX07BG24JJ1						No	Shell cut
DX07BN24JA2	-0.64	9.13	11.1	3.45	0.8		---

Technical Documents

Part Number	Drawing Number	Specifications	Handling Instructions	Package Quantity
DX07S024JJ1 DX07S024JJ1R1300	SJ115848 SJ115849	JACS-30353	JAHL-30353-1	1,300 pieces/reel
DX07S024JJ2 DX07S024JJ2R1300	SJ115946 SJ115947			
DX07S024JJ3 DX07S024JJ3R1300	SJ115994 SJ115995			
DX07S024JJ4 DX07S024JJ4R1300	SJ117264 SJ117265			
DX07S024JJ7 DX07S024JJ7R1200	SJ119223 SJ119224			1,200 pieces/reel
DX07SD24JJ3 DX07SD24JJ3R1200	SJ117525 SJ117526			
DX07S024JA1 DX07S024JA1R300 DX07S024JA1R1300	SJ119361 SJ121696 SJ119362	JACS-30353-19	JAHL-30353-5	300 pieces/reel (Note) 1,300 pieces/reel
DX07S024JA2 DX07S024JA2R1200	SJ121711 SJ121712			1,200 pieces/reel
DX07B024JJ1 DX07B024JJ1R1500	SJ115850 SJ115851	JACS-30353	JAHL-30353-1	1,500 pieces/reel
DX07B024JJ2 DX07B024JJ2R1500	SJ115996 SJ115997			
DX07B024JJ4 DX07B024JJ4R1500	SJ117724 SJ117725			
DX07BG24JJ1 DX07BG24JJ1R1500	SJ117126 SJ117127			
DX07BN24JA2 DX07BN24JA2R1300	SJ119577 SJ119578			1,300 pieces/reel

Note) 300 pieces/reel package quantity are available as samples only.

Notice:

1. The values specified in this brochure are only for reference. The products and their specifications are subject to change without notice. Contact our sales staff for further information before considering or ordering any of our products. For purchase, a product specification must be agreed upon.

2. Users are requested to provide protection circuits and redundancy circuits to ensure safety of the equipment, and sufficiently review the suitability of JAE's products to the equipment.

3. The products presented in this brochure are designed for the uses recommended below. We strongly suggest you contact our sales staff when considering use of any of the products in any other way than the recommended applications or for a specific use that requires an extremely high reliability.

(1) Applications that require consultation:

(i) Please contact us if you are considering use involving a quality assurance program that you specify or that is peculiar to the industry, such as:

Automotive electrical components, train control, telecommunications devices (mainline), traffic light control, electric power, combustion control, fire prevention or security systems, disaster prevention equipment, etc.

(ii) We may separately give you our support with a quality assurance program that you specify, when you think of a use such as :

Aviation or space equipment, submarine repeaters, nuclear power control systems, medical equipment for life support, etc.

(2) Recommended applications include:

Computers, office appliances, telecommunications devices (terminals, mobile units), measuring equipment, audiovisual equipment, home electric appliances, factory automation equipment, etc.

Japan Aviation Electronics Industry, Limited

Product Marketing Division

Aobadai Building, 3-1-19, Aobadai, Meguro-ku, Tokyo 153-8539

Phone: +81-3-3780-2882 FAX: +81-3-3780-2946

* The specifications in this brochure are subject to change without notice. Please contact JAE for information.