

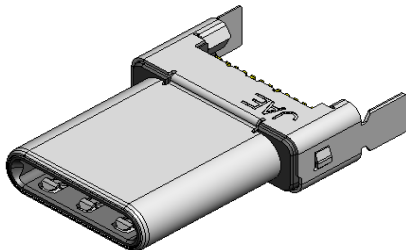
USB Type-C™ Connector DX07 Series Plug

CONNECTOR

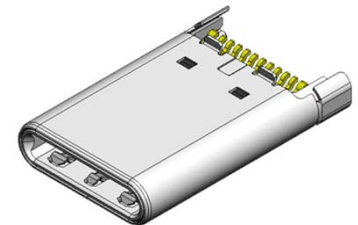
MB-0301-4

May 2019

RoHS Compliant



Plug



Slim Plug

The DX07 Series connectors are compliant with the USB Type-C™ specification which is a popular standard interface for various devices and applications. This product can be used for dongles and USB Type-C harnesses (C to C / A / B / μ B and others) Note) USB Type-C™ is a trademark of USB Implementers Forum, Inc.

Applicable Markets

Smartphones, tablets, PCs, high-definition camcorders, digital still cameras (single-lens reflex, compact), and others

Features

- Compatible with Universal Serial Bus Type-C Specification Release 1.3
- Compatible with 10Gbps SuperSpeed Plus communication. (USB 3.2 Gen 2)
- Compatible with USB Power Delivery (5A maximum)
- Symmetric interface which allows for the plug to be inserted upside down or right side up
- Superior EMI / EMC characteristics.
- Designed for high mechanical strength.
- Superior lock structure with high durability and clear click feeling during mating.
- Easy to insert with a smooth “R” on the tip of the mating area of the metal outer shell.

Remarks: Large selection of other connector variations available in DX07 Series
Please refer to the chart below for brochures.

Brochure Number	Brochure Name
MB-0297-*	DX07 SMT Contact Receptacle
MB-0333-*	DX07 Waterproof Receptacle
MB-0335-*	DX07 Hybrid Contact Receptacle
MB-0336-*	DX07 Vertical Receptacle
MB-0332-*	DX07 Vertical Plug
MB-0324-*	DX07 Harness

Note: The asterisk (*) stands for revision number.

General Specifications

Part Number	DX07P024MJ1	DX07P024AJ5	DX07P022AA6
Number of Contacts	24 position		22 position
Rated Current	V_{BUS} (Terminal No. A4, A9, B4, B9) DC 5A(Total)		
	GND (Terminal No. A1,A12,B1,B12) DC 6.25A(Total)		
	V_{CONN} (Terminal No. B5) DC 1.25A		
	Others DC 0.25A/pin		
Rated Voltage	20Vrms		
USB Certification	Certified		
TID	5,200,000,021	5,210,000,067	979
Contact Resistance	40mΩ max. (initial)		
Dielectric Withstanding Voltage	100Vrms for 1 minute		
Insulation Resistance	100MΩ (initial)		
Mating Durability	10,000 times		
Operating Temperature Range	-30°C ~ +80°C		

Ordering Information

DX07 P 0 ** * * * R****

Series

DX07: USB Type C

P: Plug

Modification Code: #1

No. of Contacts: 24 pos., 22 pos.

Plug Type - M: Plug
A: Slim Plug

No. of pcs. per reel

Modification Code: #2

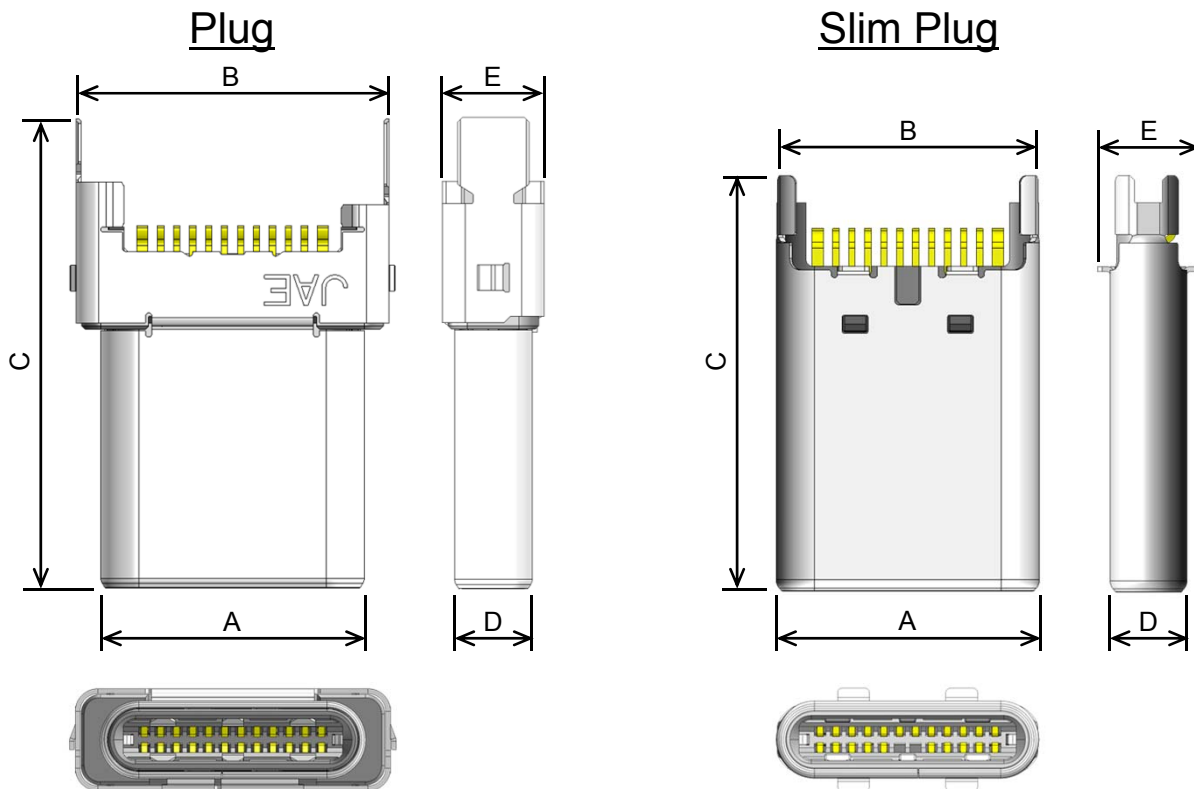
Plating Specification

J: Contact area:

Au flash over Palladium Ni over Ni

A: Contact area: Au plating over Ni

Outer Dimensions



Unit: mm

Part Number		Dimension A	Dimension B	Dimension C	Dimension D	Dimension E	Dimension F	Dimension G	Dimension H
DX07P024MJ1		8.25	9.8	14.72	2.4	3.15	10.5	1	3.2
DX07P024AJ5			8.19	13		4	8.5		
DX07P022AA6									

<With Protection Cap>

* Plug will be packaged with the protection cap on.



Technical Documents

Part Number	Drawing Number	Specifications	Handling Instructions	Reel Packaging Amount
DX07P024MJ1 DX07P024MJ1R1500	SJ115803 SJ115804	JACS-30353	JAHL-30353-6	1,500
DX07P024AJ5 DX07P024AJ5R1500	SJ118710 SJ118711			
DX07P022AA6 DX07P022AA6R2000	SJ121220 SJ121221			2,000

Notice:

1. The values specified in this brochure are only for reference. The products and their specifications are subject to change without notice. Contact our sales staff for further information before considering or ordering any of our products. For purchase, a product specification must be agreed upon.

2. Users are requested to provide protection circuits and redundancy circuits to ensure safety of the equipment, and sufficiently review the suitability of JAE's products to the equipment.

3. The products presented in this brochure are designed for the uses recommended below. We strongly suggest you contact our sales staff when considering use of any of the products in any other way than the recommended applications or for a specific use that requires an extremely high reliability.

(1) Applications that require consultation:

(i) Please contact us if you are considering use involving a quality assurance program that you specify or that is peculiar to the industry, such as:

Automotive electrical components, train control, telecommunications devices (mainline), traffic light control, electric power, combustion control, fire prevention or security systems, disaster prevention equipment, etc.

(ii) We may separately give you our support with a quality assurance program that you specify, when you think of a use such as :

Aviation or space equipment, submarine repeaters, nuclear power control systems, medical equipment for life support, etc.

(2) Recommended applications include:

Computers, office appliances, telecommunications devices (terminals, mobile units), measuring equipment, audiovisual equipment, home electric appliances, factory automation equipment, etc.

Japan Aviation Electronics Industry, Limited

Product Marketing Division

Aobadai Building, 3-1-19, Aobadai, Meguro-ku, Tokyo 153-8539

Phone: +81-3-3780-2882 FAX: +81-3-3780-2946

* The specifications in this brochure are subject to change without notice. Please contact JAE for information.